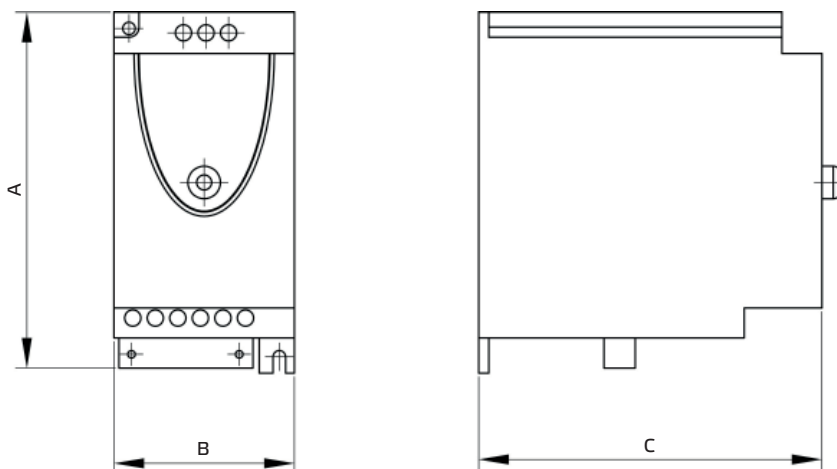


DATA SHEET

Frequency Converter FU IP 20



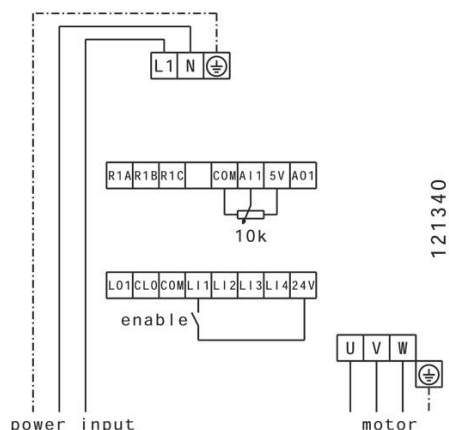
similar to image

Type	ID	A mm	B mm	C mm	D mm	E mm	Weight kg
FU 075 03	121260	143	72	131	120	60	0,9
FU 15 03	121261	142	105	156	120	93	1,4
FU 22 04	121262	142	105	156	120	93	1,5

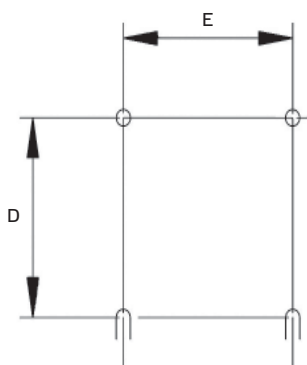
Type	ID	P ₂ W	I _A A	P _V W	Wiring diagrams	For models:
FU 075 03	121260	750	4,2	44	121340	EL 250 D2 01 118980 EL 315 D2 01 112759 EL 355 D2 01 112760 EL 400 D4 01 119377
FU 15 03	121261	1500	7,5	72	121340	EL 450 D4 01 118570
FU 22 04	121262	2200	10	93	121340	EL 500 D4 01 117580

- Frequency Converter
- Power supply 230 V 50/60 Hz
- Variable speed control
- Output voltage 0 - 230 V 3~
- Integrated modbus interface
- Motor-/converter protection
- Integrated interference filter/class A
- Easy start-up
- For switch cabinet
- Temperature range -10 °C ... +40 °C
- Protection Class IP 20

Wiring diagram :



Mounting :



Accessories:	Type	ID
Set value of Potentiometer		113987
Isolator Switch	GS 02	105386
Isolator Switch	GS 03	107633

Legend

- P₂ = Max. motor power
- P_V = Efficiency loss FU
- I_A = Output current FU